


MONO-FACIAL MODULE

RS8-595~610M-E1

P-Type /Positive power tolerance of 0~+3%/Max module efficiency 21.55%

- Suitable for ground power plants and distributed projects
- Advanced module technology delivers superior module efficiency
 - Gallium-doped Wafer · Non destructive cutting · MBB half-cut
- Excellent power generation performance
 - Excellent IAM and low irradiation performance · Lower temperature coefficient
 - 0.55% linear Power decline
- High module quality ensures long-term reliability
 - Strict selected material · Advanced technology · Leading standard
- Enhanced Mechanical Load
 - Mechanical performance up to 5400pa positive load and 2400pa negative load

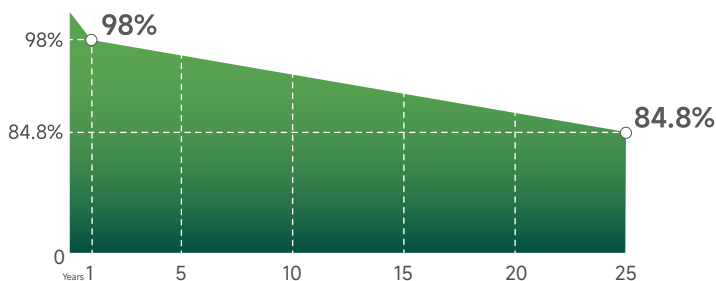


Complete System and IEC Product Certification

IEC 61215(2016), IEC 61730(2016) ISO9001: 2015: Quality Management System ISO14001: 2015: Environment Management System ISO45001:2018: Occupational Health and Safety Management System

12 -Year ◀◀
Material & Workmanship

25 -Year ◀◀
Linear Power Output



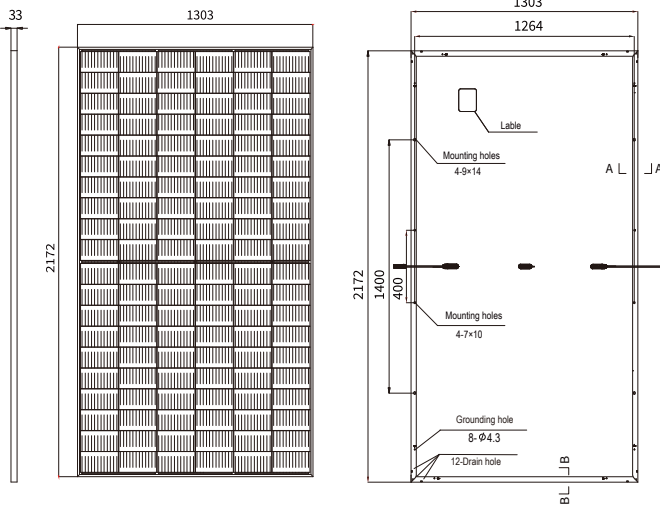
25-Year excess linear power output warranty

BLOOMBERG
TIER 1
Global
Leading Brand

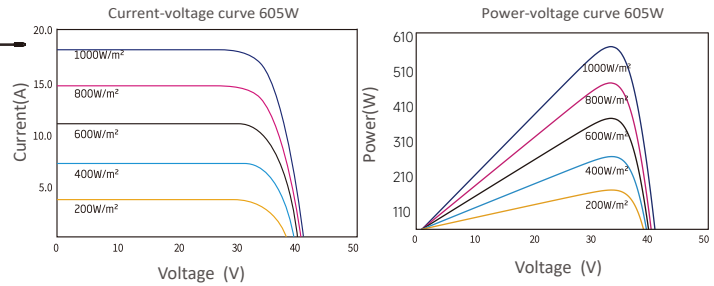


RS8-595~610M-E1

MONO-FACIAL MODULE



Drawing Only for Reference



Electrical Characteristics STC	RS8-595M-E1	RS8-600M-E1	RS8-605M-E1	RS8-610M-E1
Maximum Power (Pmax)	595W	600W	605W	610W
Power Tolerance	0~+5W	0~+5W	0~+5W	0~+5W
Module Efficiency	21.02%	21.20%	21.38%	21.55%
Maximum Power Current (Imp)	17.40A	17.44A	17.49A	17.53A
Maximum Power Voltage (Vmp)	34.20V	34.40V	34.60V	34.80V
Short Circuit Current (Isc)	18.47A	18.52A	18.57A	18.62A
Open Circuit Voltage (Voc)	41.30V	41.50V	41.70V	41.90V

Values at Standard Test Conditions STC(AM1.5, Irradiance 1000W/m², Cell Temperature 25°C)

Electrical Characteristics NOCT	RS8-595M-E1	RS8-600M-E1	RS8-605M-E1	RS8-610M-E1
Maximum Power (Pmax)	451W	454W	458W	461W
Maximum Power Current (Imp)	14.13A	14.18A	14.22A	14.25A
Maximum Power Voltage (Vmp)	31.90V	32.00V	32.20V	32.40V
Short Circuit Current (Isc)	14.88A	14.92A	14.96A	15.00A
Open Circuit Voltage (Voc)	38.90V	39.10V	39.30V	39.50V

NOCT Irradiance of 800W/m², AM1.5, Ambient Temperature 20 °C, wind Speed 1m/s.

Mechanical Characteristics	
Cell Type	Mono P-Type,120(6×20) Half-Cut cells
Glass	3.2mm,High Transmission,Low Iron,Tempered glass
Frame	Anodized Aluminum Alloy
Junction Box	IP68 Rated
Dimension	2172x1303x33mm
Output Cable	4mm2(EU),+200mm,-300mm or Customized
Weight	30kg
Connector	MC4 Compatible

Packing Information	
Container	40' HQ
Pallets per Container	18
Pieces per Container	594

Characteristics	
Temperature Coefficient of Voc	-0.25%/°C
Temperature Coefficient of Isc	+0.04%/°C
Temperature Coefficient of Pmax	-0.34%/°C
Nominal Operating Cell Temperature(NOCT)	43±2°C
Fire Performance	IEC Class C

Remark:Electrical data in this catalog do not refer to a single module and they are not part of the offer.They only serve for comparison among different module types.

Maximum Ratings	
Operating Temperature	-40°C~+85°C
Maximum System Voltage	1500VDC
Maximum Series Fuse Rating	30A

