


MONO-FACIAL MODULE

RS9-650~670M-E1

P-Type /Positive power tolerance of 0~+3%/Max module efficiency 21.57%

- Suitable for ground power plants and distributed projects
- Advanced module technology delivers superior module efficiency
 - Gallium-doped Wafer · Non destructive cutting · MBB half-cut
- Excellent power generation performance
 - Excellent IAM and low irradiation performance · Lower temperature coefficient
 - 0.55% linear Power decline
- High module quality ensures long-term reliability
 - Strict selected material · Advanced technology · Leading standard
- Enhanced Mechanical Load
 - Mechanical performance up to 5400pa positive load and 2400pa negative load

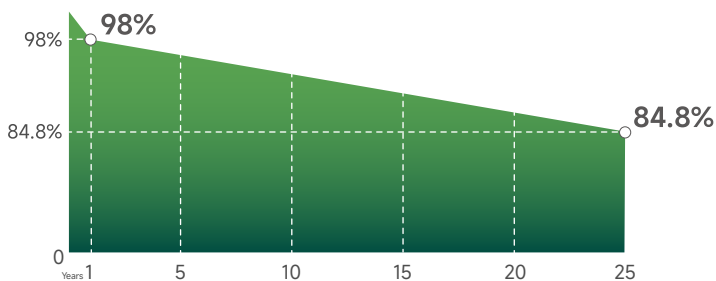


Complete System and IEC Product Certification

IEC 61215(2016), IEC 61730(2016) ISO9001: 2015: Quality Management System ISO14001: 2015: Environment Management System ISO45001:2018: Occupational Health and Safety Management System

12 -Year ◀◀
Material & Workmanship

25 -Year ◀◀
Linear Power Output



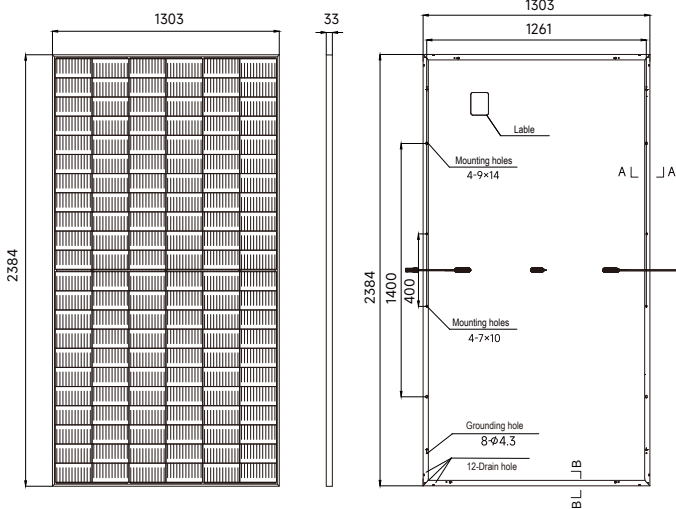
25-Year excess linear power output warranty

BLOOMBERG
TIER 1
Global
Leading Brand

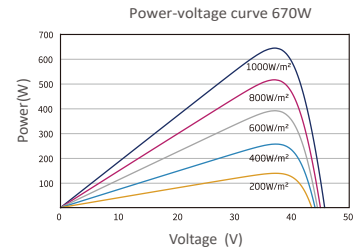
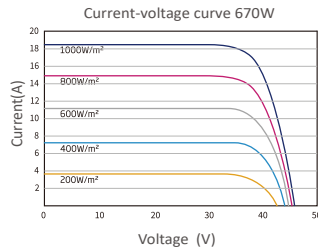


RS9-650~670M-E1

MONO-FACIAL MODULE



Drawing Only for Reference



Electrical Characteristics STC	RS9-650M-E1	RS9-655M-E1	RS9-660M-E1	RS9-665M-E1	RS9-670M-E1
Maximum Power (Pmax)	650W	655W	660W	665W	670W
Power Tolerance	0~+5W	0~+5W	0~+5W	0~+5W	0~+5W
Module Efficiency	20.92%	21.09%	21.25%	21.41%	21.57%
Maximum Power Current (Imp)	17.39A	17.43A	17.47A	17.51A	17.55A
Maximum Power Voltage (Vmp)	37.40V	37.60V	37.80V	38.00V	38.20V
Short Circuit Current (Isc)	18.44A	18.48A	18.53A	18.57A	18.62A
Open Circuit Voltage (Voc)	45.30V	45.50V	45.70V	45.90V	46.10V

Values at Standard Test Conditions STC(AM1.5, Irradiance 1000W/ m², Cell Temperature 25°C)

Electrical Characteristics NOCT	RS9-650M-E1	RS9-655M-E1	RS9-660M-E1	RS9-665M-E1	RS9-670M-E1
Maximum Power (Pmax)	492W	496W	500W	504W	508W
Maximum Power Current (Imp)	14.09A	14.13A	14.17A	14.22A	14.26A
Maximum Power Voltage (Vmp)	34.90V	35.10V	35.30V	35.40V	35.60V
Short Circuit Current (Isc)	14.86A	14.89A	14.93A	14.96A	15.01A
Open Circuit Voltage (Voc)	42.70V	42.90V	43.00V	43.20V	43.40V

NOCT Irradiance of 800W/ m², AM1.5, Ambient Temperature 20 °C, wind Speed 1m/s.

Mechanical Characteristics

Cell Type	Mono P-Type,132(6×22) Half-Cut cells
Glass	3.2mm,High Transmission,Low Iron,Tempered glass
Frame	Anodized Aluminum Alloy
Junction Box	IP68 Rated
Dimension	2384x1303x33mm
Output Cable	4mm2(EU),+200mm,-300mm or Customized
Weight	33.5kg
Connector	MC4 Compatible

Packing Information

Container	40' HQ
Pallets per Container	18
Pieces per Container	594

Characteristics

Temperature Coefficient of Voc	-0.25%/°C
Temperature Coefficient of Isc	+0.04%/°C
Temperature Coefficient of Pmax	-0.34%/°C
Nominal Operating Cell Temperature(NOCT)	43±2°C
Fire Performance	IEC Class C

Remark:Electrical data in this catalog do not refer to a single module and they are not part of the offer.They only serve for comparison among different module types.

Maximum Ratings

Operating Temperature	-40°C~+85°C
Maximum System Voltage	1500VDC
Maximum Series Fuse Rating	30A

